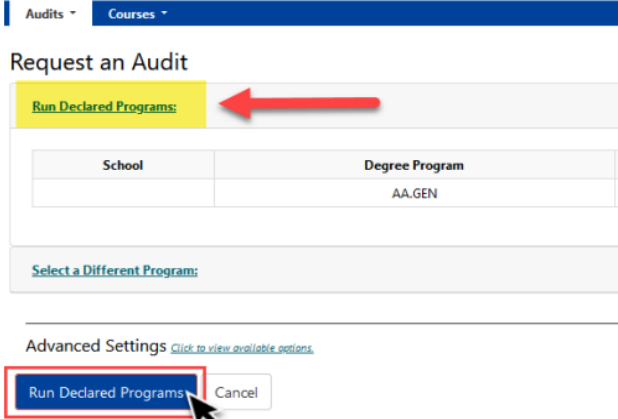


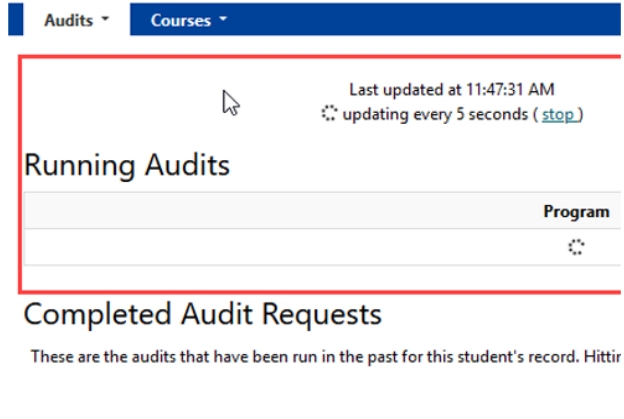
# HOW TO RUN AN AUDIT

From myOTC select 'Student Planning' > 'View Your Degree Audit'



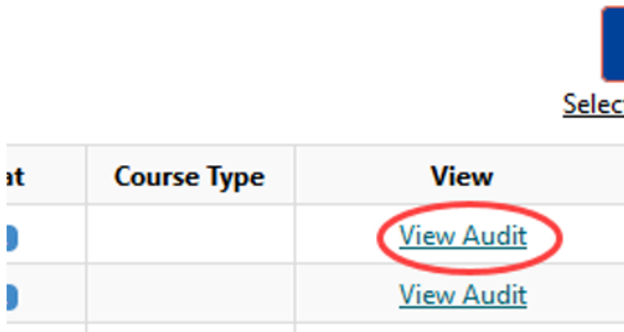
- 1 Click the blue 'Run Declared Programs' Button

*The 'Run Declared Programs' section will be expanded by default.*

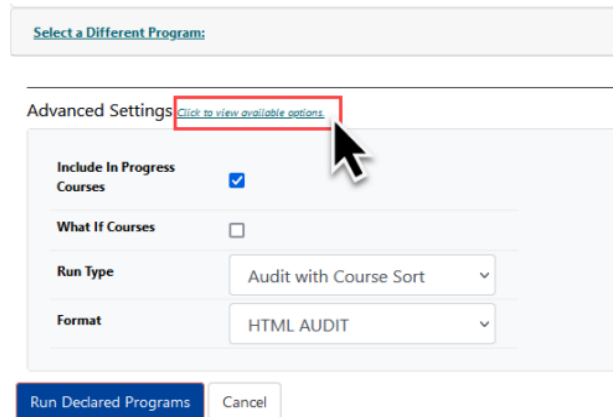


- 2 The **Running Audits** section will display while your audit loads

*If you are active in more than one program, an audit will be generated for each one.*



- 3 Click on the 'View Audit' link on the far right to view the audit



- 4 Optional: Select 'Click to view available options' to expand the Advanced Settings.